

SGA ELECTIONS
Official Results Verification Sheet

Ballot Name: Student Body President & Vice President

Total BBNvolved Ballots Submitted	3,743
Total Paper Ballots Submitted	3
Total Valid Number of Ballots Casted	3,663
Number of Eligible Voters	30,150
Turnout	12.15%

Candidate Name	Round 1: Ranked 1st %	Round 2 Reallocation %	Round 3 (if needed) Reallocation %
Sutherland & Hudson	DISQUALIFIED		
Rice & Norris	1,036 (32.4%)	1,473 (46.1%)	
Niravong & Haycraft	793 (24.8%)		
Hornung & Marcus	1,368 (42.8%)	1,641 (51.3%)	

Verification

/s/Dustyn Sams

Dustyn Sams, Chief Justice

/s/ Michaela Taylor

Michaela Taylor, Associate Justice

/s/ Faith Turner

Faith Turner, Associate Justice

/s/ Billy Devericks

Billy Devericks, Associate Justice

/s/ Iman Ali

Iman Ali, Associate Justice

/s/ Jacob Bruce

Jacob Bruce, Associate Justice

/s/ Abby Napier

Abby Napier, Associate Justice



UNIVERSITY OF KENTUCKY
STUDENT GOVERNMENT ASSOCIATION
160 Avenue of Champions Suite A267
Lexington, KY 40508


SGA ELECTIONS Official Results Verification Sheet


Ballot Name: Student Body President & Vice President


Total BBNvolved Ballots Submitted	3,743
Total Paper Ballots Submitted	3
Total Valid Number of Ballots Casted	3,663
Number of Eligible Voters	30,150
Turnout	12.15%

Candidate Name	Round 1: Ranked 1st %	Round 2 Reallocation %	Round 3 (if needed) Reallocation %
Sutherland & Hudson	DISQUALIFIED		
Rice & Norris	1.036 (32.4%)	1473 (46.1%)	
Niravong & Haycraft	793 (24.8%)		
Hornung & Marcus	1,368 (42.8%)	1641 (51.3%)	


Verification


DocuSigned by:

6585F4AB137A4DB...
Zane Garner, Elections Board

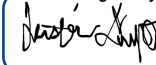
DocuSigned by:

82C95DD54C8242A...
Matt Williams, Elections Board

DocuSigned by:

E3D0684358FF40D...
Haley Campbell, Elections Board


Caleb Childers, Elections Board

DocuSigned by:

C3377F0D27B642E...
Jacob Keeton, Elections Commissioner

DocuSigned by:

3F82D3D50C5B4B0...
Jess Hutchings, Elections Board

DocuSigned by:

F3EF79F6BE62414...
Justin Duff, Elections Board

Eddie Beusch, Elections Board

DocuSigned by:

E3C19EBC950D4E1...
Grant Hayden, Elections Board

Kamryn Stewart, Attorney General

DocuSigned by:

7CF3254C3C0940B...
Kamryn Stewart, Attorney General

SGA ELECTIONS
Official Results Verification Sheet

Ballot Name: Agriculture, Food, and Environment College Senator

Total BBNvolved Ballots Submitted	298
Total Paper Ballots Submitted	-
Total Valid Number of Ballots Casted	298
Number of Eligible Voters	-
Turnout	-

Candidate Name	Round 1: Ranked 1st %	Round 2 Reallocation %	Round 3 (if needed) Reallocation %
Lee Owen	82.55%		
Abstain	17.44%		

SGA ELECTIONS
Official Results Verification Sheet

Ballot Name: Business & Economics College Senator

Total BBNvolved Ballots Submitted	843
Total Paper Ballots Submitted	-
Total Valid Number of Ballots Casted	487
Number of Eligible Voters	-
Turnout	-

Candidate Name	Round 1: Ranked 1st %	Round 2 Reallocation %	Round 3 (if needed) Reallocation %
Josh Gilbert	67.55%		
Josiah Baumer	32.44%		

Official Results Verification Sheet

Ballot Name: Communication & Information College Senator

Total BBNvolved Ballots Submitted	291
Total Paper Ballots Submitted	0
Total Valid Number of Ballots Casted	291
Number of Eligible Voters	
Turnout	

Candidate Name	Round 1: Ranked 1st %	Round 2 Reallocation %	Round 3 (if needed) Reallocation %
Sam Gerdemann	79.03%		
Abstain	20.96%		

SGA ELECTIONS Official Results Verification Sheet

Ballot Name: Engineering College Senator

Total BBNvolved Ballots Submitted	397
Total Paper Ballots Submitted	0
Total Valid Number of Ballots Casted	397
Number of Eligible Voters	-
Turnout	-

Candidate Name	Round 1: Ranked 1st %	Round 2 Reallocation %	Round 3 (if needed) Reallocation %
Kevin Sanders	71.28%		
Abstain	28.71%		

SGA ELECTIONS
Official Results Verification Sheet

Ballot Name: Law College Senator

Total BBNvolved Ballots Submitted	39
Total Paper Ballots Submitted	0
Total Valid Number of Ballots Casted	39
Number of Eligible Voters	-
Turnout	-

Candidate Name	Round 1: Ranked 1st %	Round 2 Reallocation %	Round 3 (if needed) Reallocation %
Omer Arain	87.17%		
Abstain	12.82%		

SGA ELECTIONS
Official Results Verification Sheet

Ballot Name: Medicine College Senator

Total BBNvolved Ballots Submitted	13
Total Paper Ballots Submitted	0
Total Valid Number of Ballots Casted	9
Number of Eligible Voters	
Turnout	

Candidate Name	Round 1: Ranked 1st %	Round 2 Reallocation %	Round 3 (if needed) Reallocation %
Ethan Wells	57.14%		
Matthew Melton	42.85%		

SGA ELECTIONS
Official Results Verification Sheet

Ballot Name: Public Health College Senator

Total BBNvolved Ballots Submitted	60
Total Paper Ballots Submitted	0
Total Valid Number of Ballots Casted	60
Number of Eligible Voters	-
Turnout	

Candidate Name	Round 1: Ranked 1st %	Round 2 Reallocation %	Round 3 (if needed) Reallocation %
Sami Jones	83.33%		
Abstain	16.66%		

SGA ELECTIONS
Official Results Verification Sheet

Ballot Name: Social Work College Senator

Total BBNvolved Ballots Submitted	34
Total Paper Ballots Submitted	0
Total Valid Number of Ballots Casted	34
Number of Eligible Voters	
Turnout	

Candidate Name	Round 1: Ranked 1st %	Round 2 Reallocation %	Round 3 Reallocation %	
Kiarah Raglin	79.41%			
Abstain	20.58%			

SGA ELECTIONS
Official Results Verification Sheet

Ballot Name: Graduate At-Large Senators

Total BBNvolved Ballots Submitted	141
Total Paper Ballots Submitted	0
Total Valid Number of Ballots Casted	91
Number of Eligible Voters	
Turnout	

Candidate Name	Round 1: Ranked 1st %	Round 2 Reallocation %	Round 3 (if needed) Reallocation %
Rece Carter	35.16		
Sarah Auvil	15.38		
Ethan Schaaf	12.37		
Ronak Ali	12.37		
Demarco Shango	12.09		
Wesley F. Hammond	10.99%		

SGA ELECTIONS
Official Results Verification Sheet

Ballot Name: Undergraduate At-Large Senators

Total BBNvolved Ballots Submitted	3604
Total Paper Ballots Submitted	0
Total Valid Number of Ballots Casted	2056
Number of Eligible Voters	
Turnout	

Candidate Name	Round 1: Ranked 1st %	Round 2 Reallocation %	Round 3 (if needed) Reallocation %
Avery Bailey	21.01%		

Harper Lawson	15.61%		
Henry Vorhees	9.97%		
Maddie Duff	7.92%		
Jackson Baird	7.15%		
Anaya Ali	4.47%		
Caroline Devine	3.94%		
Nolan Polston	3.02%		
Wyatt Hench	1.90%		
Eric Hamilton	1.22%		
Write In	0.19%		